


Sistema de Mosquiteira Vertical de Enrolar

*	LARGURA								
	Até 800	801-1000	1001-1200	1201-1400	1401-1600	1601-1800	1801-2000	2001-2100	
ALTURA	Até 1000	NIM 1	NIM 2	NIM 3	NIM 4	NIM 5	NIM 6	NIM 7	NIM 8
	1001-1200	NIM 9	NIM 10	NIM 11	NIM 12	NIM 13	NIM 14	NIM 15	NIM 16
	1201-1450	NIM 17	NIM 18	NIM 19	NIM 20	NIM 21	NIM 22	NIM 23	NIM 24
	1451-1600	NIM 25	NIM 26	NIM 27	NIM 28	NIM 29	NIM 30	NIM 31	NIM 32
	1601-1800	NIM 33	NIM 34	NIM 35	NIM 36	NIM 37	NIM 38	NIM 39	NIM 40
	1801-2000	NIM 41	NIM 42	NIM 43	NIM 44	NIM 45	NIM 46	NIM 47	NIM 48
	2001-2200	NIM 49	NIM 50	NIM 51	NIM 52	NIM 53	NIM 54	NIM 55	NIM 56
	2201-2400	NIM 57	NIM 58	NIM 59	NIM 60	NIM 61	NIM 62	NIM 63	NIM 64


* - Cor standard: Branco

Outras cores sob consulta


Informação Técnica



Guia Lateral



Altura > 1200



Altura < 1200



Montagem da Mola

